




District Report Card: 2017	
<b>State:</b> Bihar	<b>District:</b> Aurangabad (bihar)
<b>Class:</b> 3	<b>Subject:</b> Language
<b>Schools:</b> 60	<b>Students:</b> 1188


### Participation/Coverage


#### Students

<div>GENDER</div> <div></div>	Boys		Girls	
	Number	%	Number	%
	572	48.15	616	51.85

<div>AREA</div> <div></div>	Rural		Urban	
	Number	%	Number	%
	1125	94.70	63	5.30

<div>CATEGORY</div> <div></div>	SC		ST		OBC		GEN	
	Number	%	Number	%	Number	%	Number	%
	389	32.74	2	0.17	729	61.36	68	5.72

<div>CWSN</div> <div></div>	LD	VI	HI	S&LD	ID	Oth
	3	2	0	2	0	1

<div>Management</div> <div></div>	Government		Government-aided	
	Number	%	Number	%
	1188	100.00	0	0.00

### Average Performance of Students in Language (%)

Overall	Gender		Area		Management		Social Group			
	Male	Female	Rural	Urban	Govt.	Aided	SC	ST	OBC	GEN
69.03	69.87	68.26	69.17	66.56	69.03	0.00	67.92	73.33	69.51	70.20

## Performance on Learning Outcomes (LOs)

Learning Outcomes	Description	Average Performance(%)
L304	Reads small texts with comprehension i.e., identifies main ideas, details, sequence and draws conclusions	70.44
L312	Reads printed scripts on the classroom walls: poems, posters, charts etc.	66.23

Range of Performance of Students who Answered Correctly							
Below 30%		30% - 50%		50% - 75%		Above 75%	
Number	%	Number	%	Number	%	Number	%
81	6.82	141	11.87	432	36.36	534	44.95

## Lowest Performing Learning Outcomes (LOs)

1 - Reads printed scripts on the classroom walls: poems, posters, charts etc. (66.23)

2 - Reads small texts with comprehension i.e., identifies main ideas, details, sequence and draws conclusions (70.44)